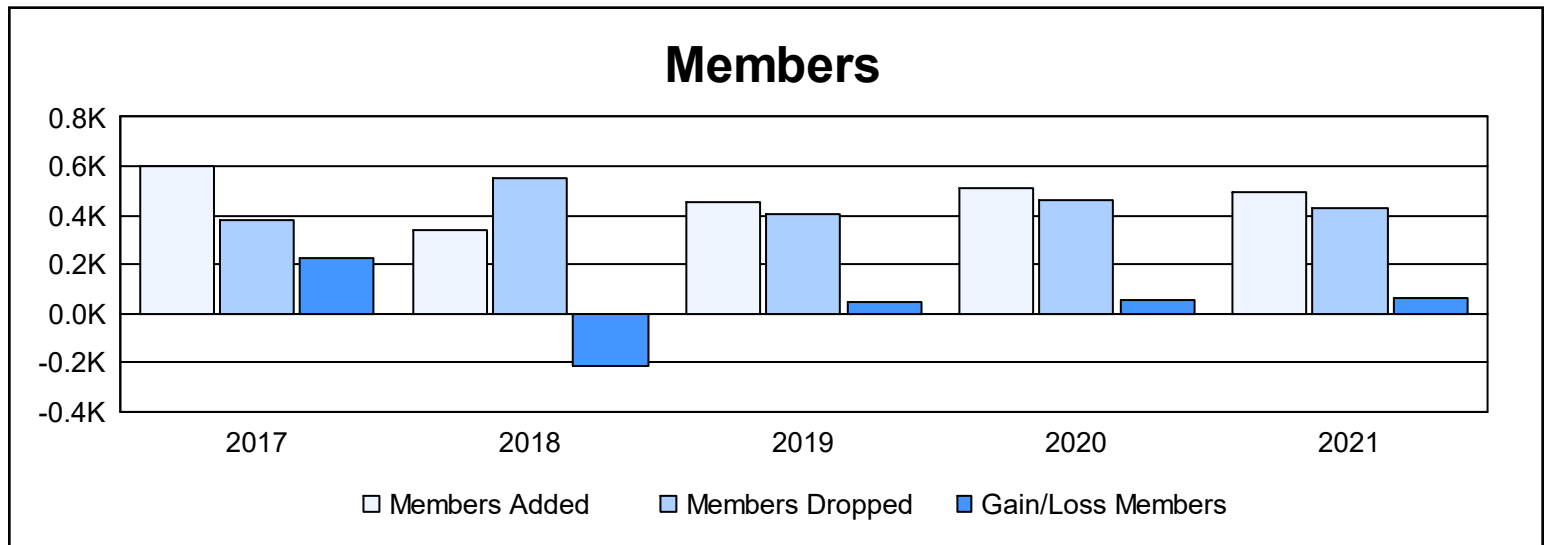
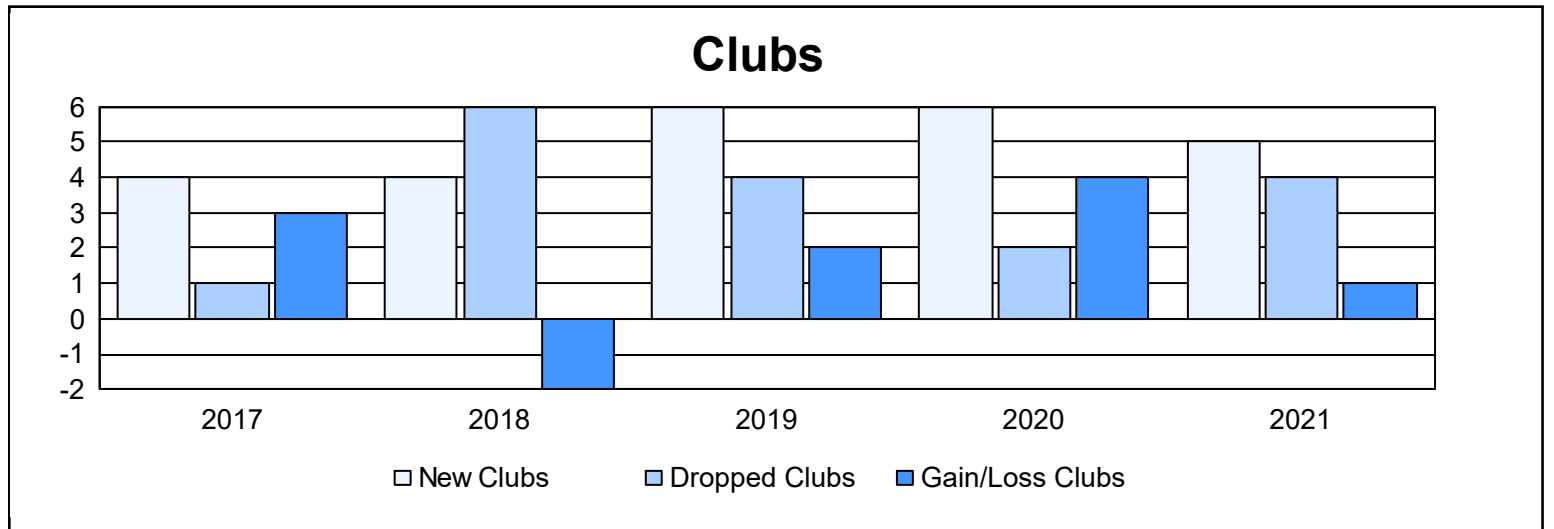
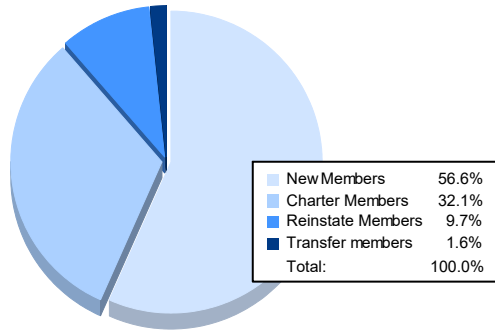


Year	New Clubs	Dropped Clubs	Gain/ Loss Clubs	New Members	Charter Members	Reinstate Members	Transfer Members	Total Member Added	Total Members Dropped	Gain/ Loss Members
2016-2017	4	1	3	438	124	26	14	602	377	225
2017-2018	4	6	-2	219	100	17	7	343	554	-211
2018-2019	6	4	2	272	155	20	7	454	404	50
2019-2020	6	2	4	295	167	37	12	511	459	52
2020-2021	5	4	1	280	159	48	8	495	430	65
<b>Average</b>	<b>5</b>	<b>3</b>	<b>2</b>	<b>301</b>	<b>141</b>	<b>30</b>	<b>10</b>	<b>481</b>	<b>445</b>	<b>36</b>



### Membership Composition June 2021 Cumulative



### Gender Composition June 2021 Cumulative

